



100B, no partition shown in above images.

V-CRUISE SERIES

The V-Cruise series offers 4 floorplans that include a rear toilet (no shower), and an optional partition wall for chauffeur driven customer requirements. V-Cruise floor plans include:

100B (170"EXT)	6 Captains Chairs w/ 44" Opposing Bench Seats, Rear Bath (10 Passenger)
100BA (170"EXT AWD)	6 Captains Chairs w/ 44" Opposing Bench Seats, Rear Bath (10 Passenger), AWD
8DB (170"EXT)	6 Captains Chairs w/ 44" DS Bench w/ Opposing Kitchenette, Rear Bath (8 Passenger)
8DBA (170"EXT AWD)	6 Captains Chairs w/ 44" DS Bench w/ Opposing Kitchenette, Rear Bath (8 Passenger), AWD
9DB (170"EXT)	5 Captains Chairs w/ 84" DS Bench w/ Opposing Kitchenette, Rear Bath (9 Passenger)
9DBA (170"EXT AWD)	5 Captains Chairs w/ 84" DS Bench w/ Opposing Kitchenette, Rear Bath (9 Passenger), AWD
8OB (144")	4 Captains Chairs w/ 38" Opposing Bench Seats, Rear Bath (8 Passenger)
8OBA (144" AWD)	4 Captains Chairs w/ 38" Opposing Bench Seats, Rear Bath (8 Passenger), AWD

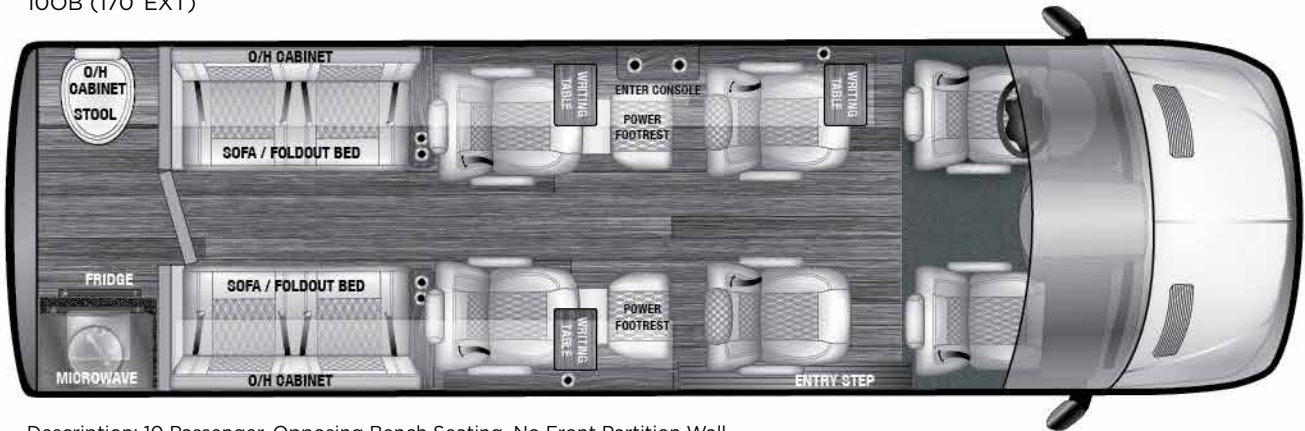
LUXURIOUS. THOUGHTFUL. CONFIDENT.

V-CRUISE SERIES

AVAILABLE FLOORPLANS

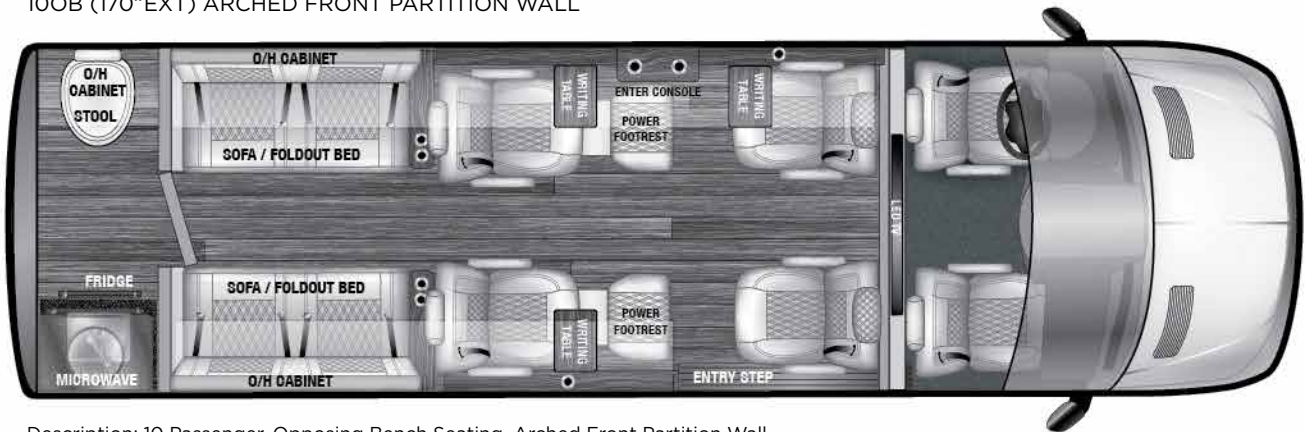


10OB (170"EXT)



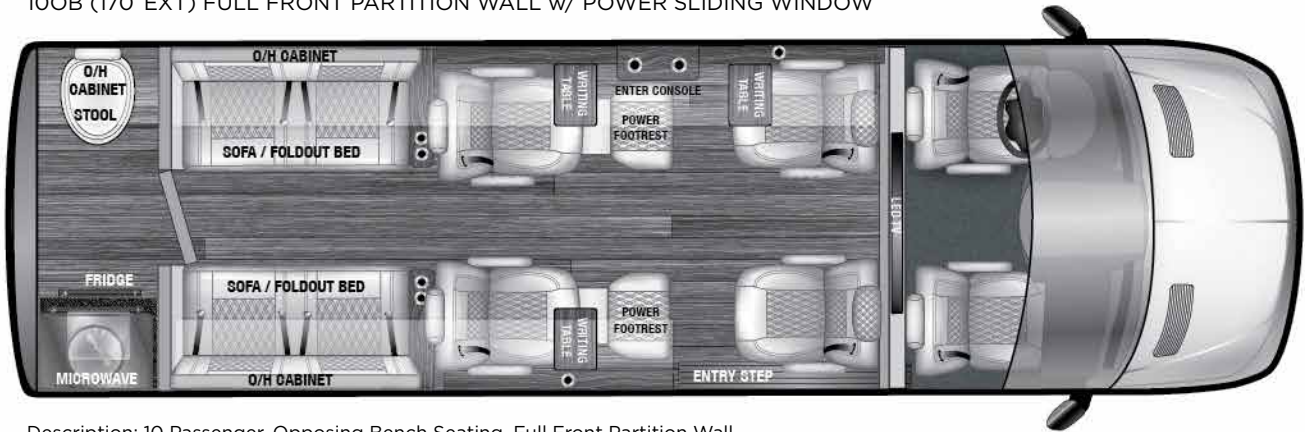
Description: 10 Passenger, Opposing Bench Seating, No Front Partition Wall

10OB (170"EXT) ARCHED FRONT PARTITION WALL



Description: 10 Passenger, Opposing Bench Seating, Arched Front Partition Wall

10OB (170"EXT) FULL FRONT PARTITION WALL w/ POWER SLIDING WINDOW



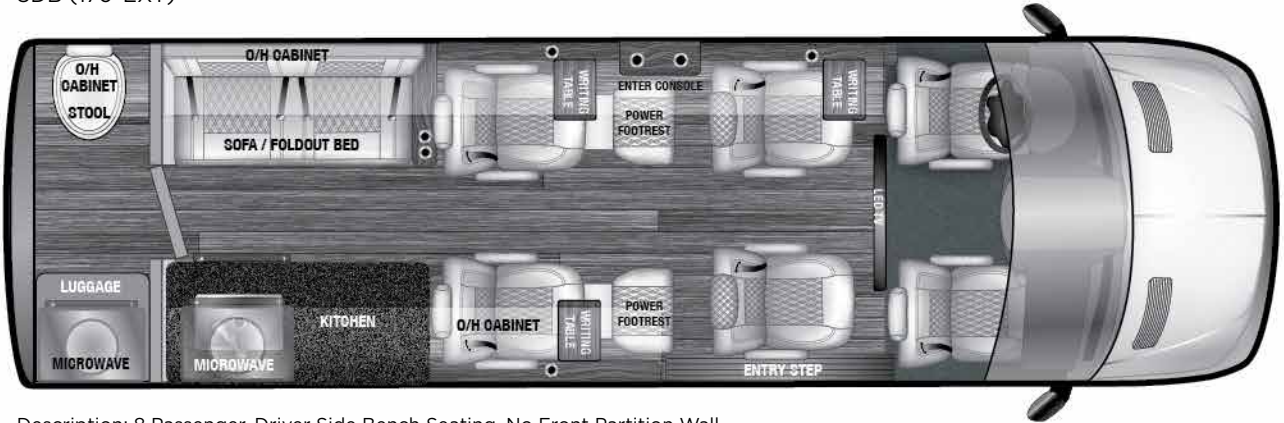
Description: 10 Passenger, Opposing Bench Seating, Full Front Partition Wall

V-CRUISE SERIES

AVAILABLE FLOORPLANS

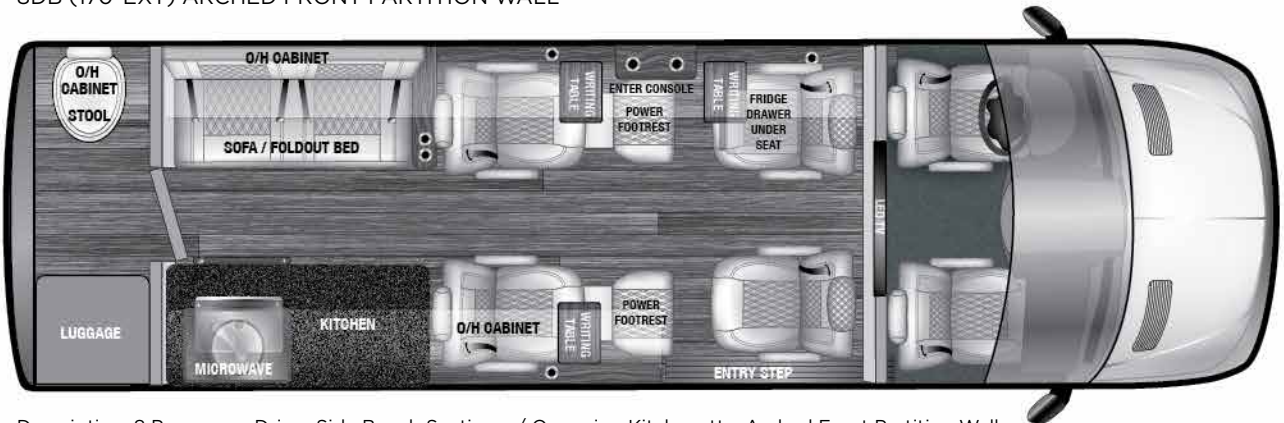


8DB (170"EXT)



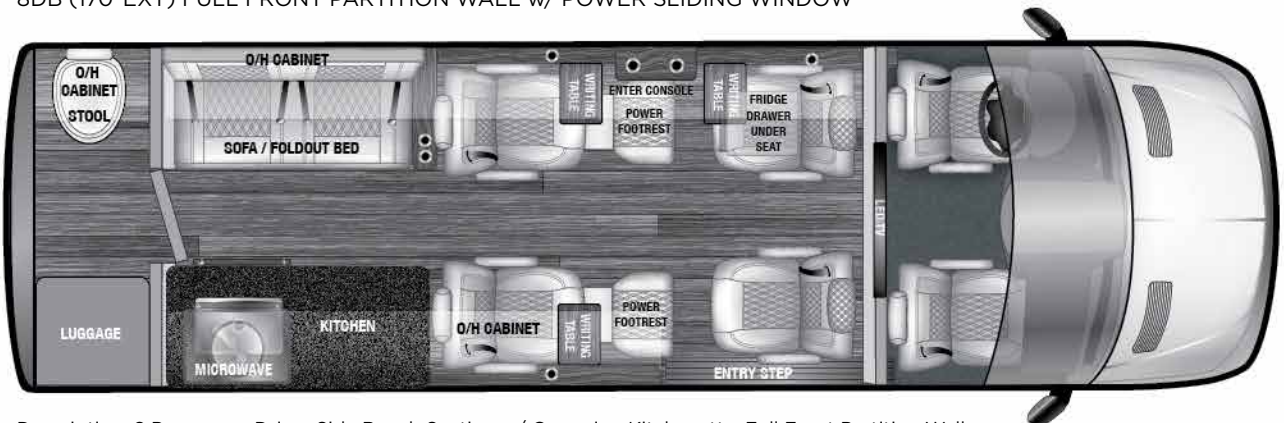
Description: 8 Passenger, Driver Side Bench Seating, No Front Partition Wall

8DB (170"EXT) ARCHED FRONT PARTITION WALL



Description: 8 Passenger, Driver Side Bench Seating w/ Opposing Kitchenette, Arched Front Partition Wall

8DB (170"EXT) FULL FRONT PARTITION WALL w/ POWER SLIDING WINDOW



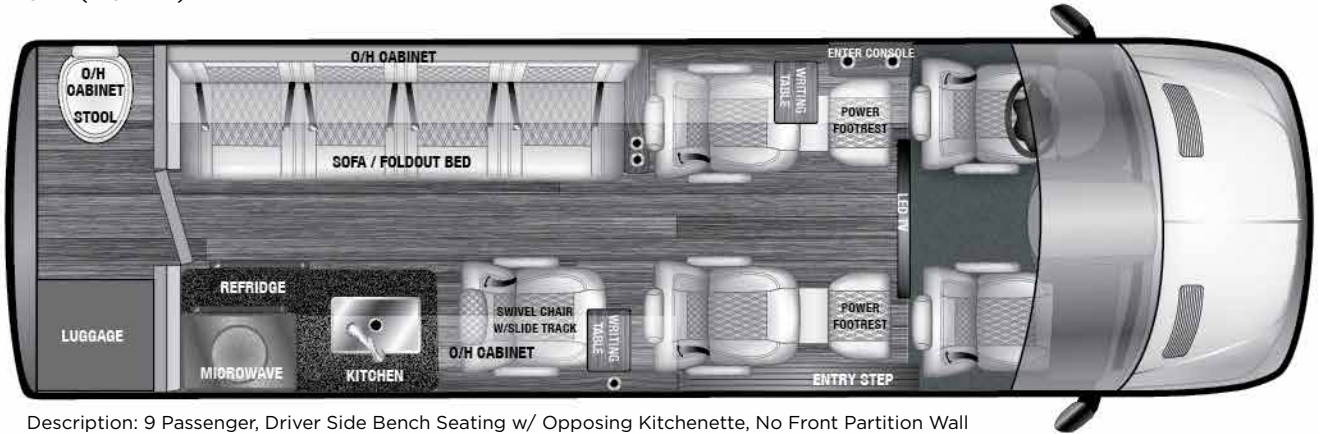
Description: 8 Passenger, Driver Side Bench Seating w/ Opposing Kitchenette, Full Front Partition Wall

V-CRUISE SERIES

AVAILABLE FLOORPLANS

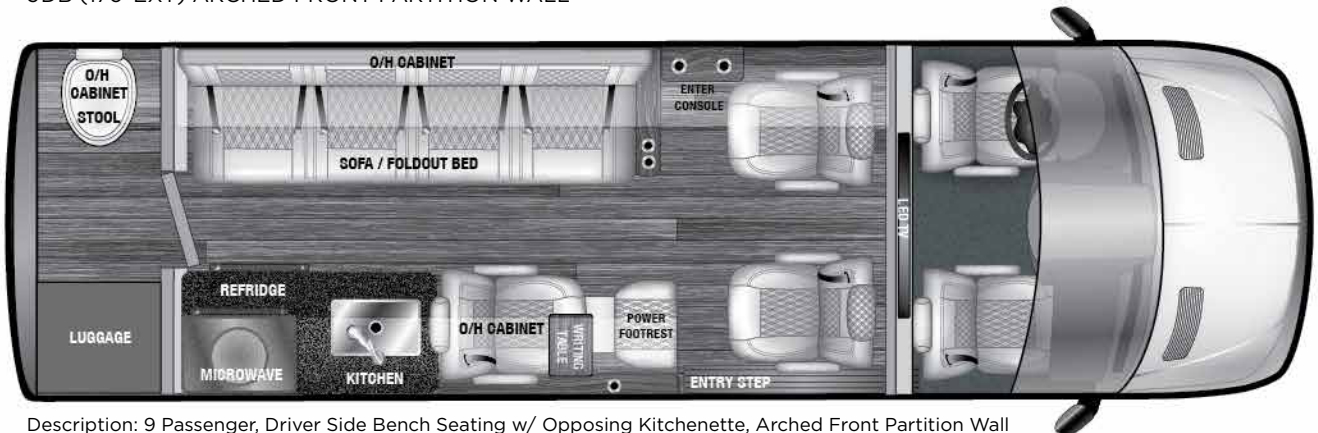


9DB (170"EXT)




Description: 9 Passenger, Driver Side Bench Seating w/ Opposing Kitchenette, No Front Partition Wall

9DB (170"EXT) ARCHED FRONT PARTITION WALL



Description: 9 Passenger, Driver Side Bench Seating w/ Opposing Kitchenette, Arched Front Partition Wall

8OB (144"EXT)



Description: 8 Passenger, Opposing Bench Seating, No Front Partition Wall